

# Produkt Info / Product Information



## 2 Phasen Schrittmotor

## 2 Phase Stepper Motor

## SM224[S/M/L]-[K]xx

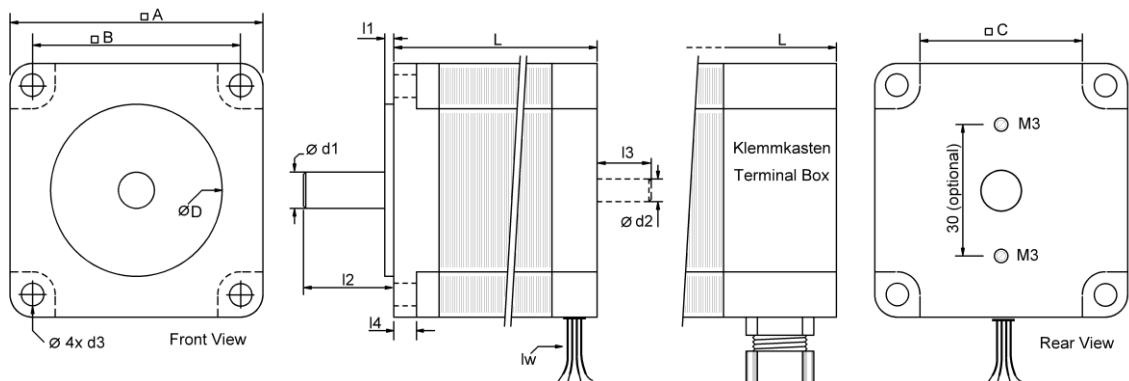
[S/M/L]=[short/mid/long]

[K]= [Klemmkasten Terminal Box]

### Technische Daten / Specifications: bipolar parallel

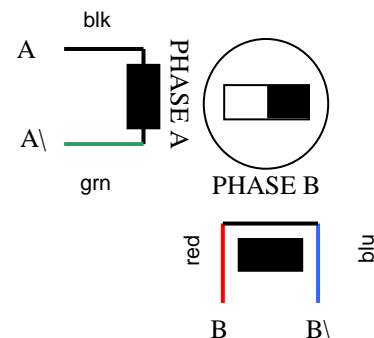
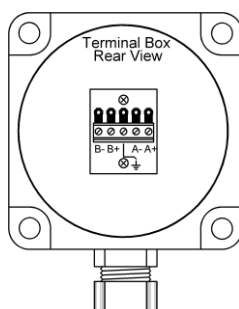
| Type      | Haltemoment<br>Hold. Torque<br>[Nm] | Strom<br>Current<br>[A]      | Widerstand<br>Resistance<br>[Ω] | Induktivität<br>Inductance<br>[mH] | Rotorträgheit<br>Rotor Inertia<br>[kgm <sup>2</sup> x 10 <sup>-4</sup> ] | Anschluß<br>Wiring                         | Gewicht<br>Weight<br>[kg] |
|-----------|-------------------------------------|------------------------------|---------------------------------|------------------------------------|--|--|---------------------------|
| SM224S-xx | 1,8                                 | 4,2                          | 0,5±10%                         | 1,5±20%                            | 0,45   | 4 Litzen Leads<br>IP30<br>[K] PG19<br>IP51 | 0,85 [K]1,0               |
| SM224M-xx | 2,2                                 |                              | 0,6±10%                         | 1,8±20%                            | 0,55   |  | 1,15 [K]1,3               |
| SM224L-xx | 3,0                                 |                              | 0,7±10%                         | 3,2±20%                            | 0,68   |  | 1,30 [K]1,45              |
|           | Temp. Max<br>80°C                   | Ambient Temp.<br>-20...50 °C | Isolation<br>100MΩ / 500V       | Dielectric<br>500Vac / 1min        | Radial Play<br>0,02mm  | Radial Force<br>75N                        | Axial Force<br>15N        |

### Abmessungen / Dimensions: [mm]



| Type      | A  | B     | C  | D    | L         | d1 | [d2] | d3 | l1  | l2 | [l3] | l4 | lw  |
|-----------|----|-------|----|------|-----------|----|------|----|-----|----|------|----|-----|
| SM224S-xx | 60 | 47,14 | 39 | 38,1 | 64 [K]96  | 8  | 6,35 | 5  | 1,6 | 21 | 14   | 6  | 300 |
| SM224M-xx |    |       |    |      | 76 [K]108 |    |      |    |     |    |      |    |     |
| SM224L-xx |    |       |    |      | 90 [K]122 |    |      |    |     |    |      |    |     |

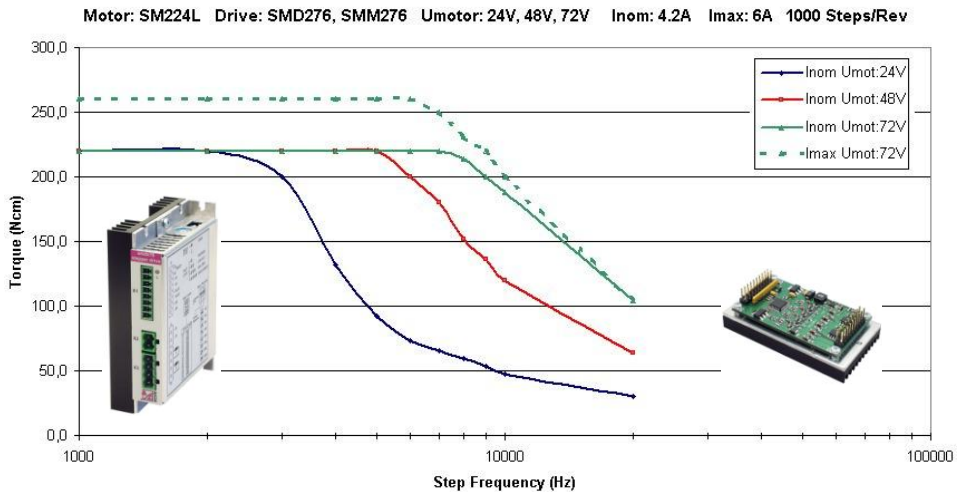
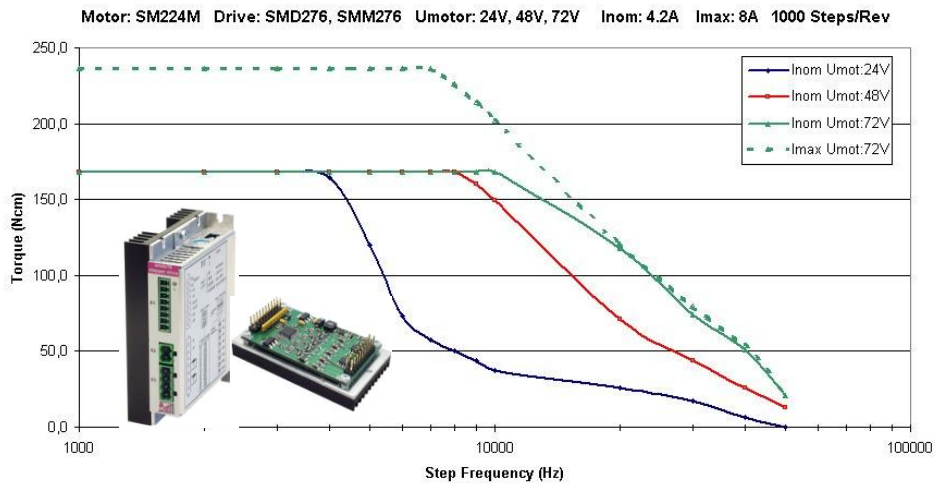
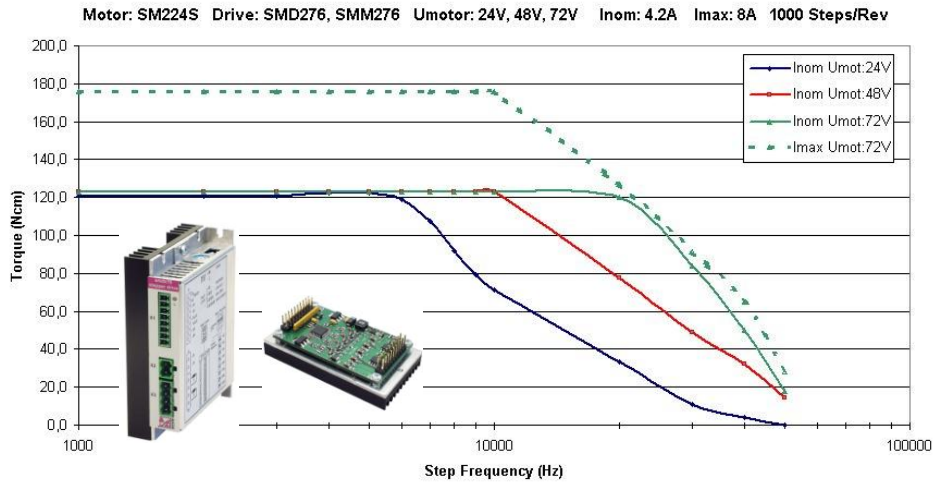
### Anschlüsse und Litzenfarben Wiring and color of lead wires:



## Industrial Stepper Drive Solutions

# Drehmomentkurven

## Torque Curves



### Industrial Stepper Drive Solutions